

Design of Route Signs



Interstate Route Sign
M1-1



Off-Interstate Business Route Sign
M1-2 (Loop), M1-3 (Spur)



U.S. Route Sign
M1-4



State Route Sign
M1-5



County Route Sign
M1-6

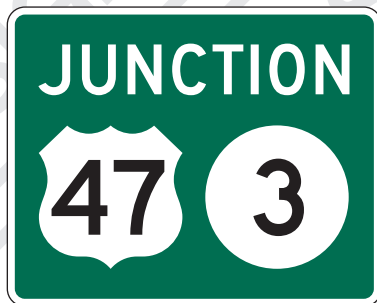


Forest Route Sign
M1-7

Route Sign Auxiliaries



M2-1



M2-2



M3-1



M3-2



M3-3



M3-4



M4-1



M4-1a



M4-2



M4-3



M4-4



M4-5



M4-6



M4-7



M4-7a



M4-14

USA-SIGN® Roadway Safety Products™ Division • 1-800-USA-SIGN • www.usa-sign.com

This is a quick visual guide. Please reference the current MUTCD (Manual of Uniform Traffic Control Devices) for recommended sign sizes and placement.
To confirm your specification requirements, consult State or Local Government Representative.

Street Name and Parking Signs



D3-1



D3-1a



OR



OR



OR



D3-2



D4-1



D4-2

Destination and Distance Signs



D1-1



D1-2



D1-3



OR



D1-1a



D1-2a



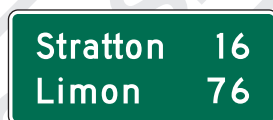
D1-3a



D15-1



D2-1



D2-2



D2-3

Examples of Community Wayfinding Guide Signs

Community Wayfinding Guide Signs with Enhancement Markers



Destination Guide Signs for Color-Coded Community Wayfinding System



Examples of Community Wayfinding Guide Signs

Destination Guide Signs for Color-Coded Community Wayfinding System



Destination Guide Sign



Supplemental Guide Sign

Examples of Use of the National Scenic Byways Sign



D6-4



D6-4a



Destination Signs for Roundabouts



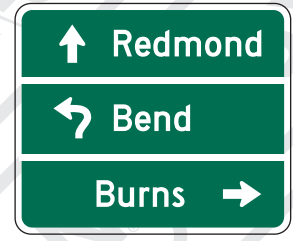
D1-1d



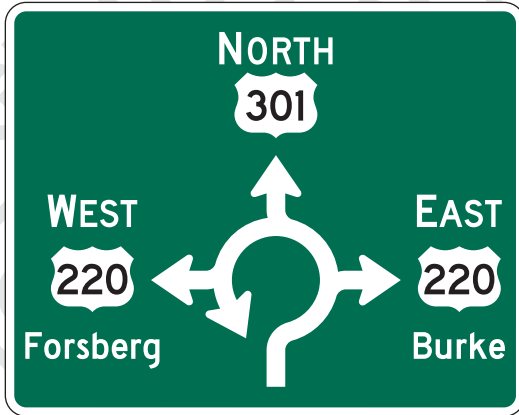
D1-1e



D1-2d



D1-3d



D1-5



D1-5a

Weigh Station Signs




D8-2



D8-3



D8-1



D13-1

Advance Turn and Directional Arrow Auxiliary Signs



M5-1



M5-2



M5-3



M5-4



M5-5



M5-6



M6-1



M6-2



M6-2a



M6-3



M6-4



M6-5



M6-6



M6-7

Crossover, Truck Lane, and Slow Vehicle Signs



D13-1



D13-2



D17-1



D17-2



D17-7