

STOP and YIELD Signs and Plaques



R1-1



R1-3P



R1-2



R1-2aP



R1-10P

Speed Limit and Photo Enforcement Signs and Plaques



R2-1



R2-2P



R2-3P



R2-4P



R2-4a



R2-5P



R2-5aP



R2-5bP



R2-5cP



R2-6P




R2-6aP



R2-6bP



R2-10



R2-11



R10-18



R10-19P



R10-19aP

USA-SIGN® Roadway Safety Products™ Division • 1-800-USA-SIGN • www.usa-sign.com

This is a quick visual guide. Please reference the current MUTCD (Manual of Uniform Traffic Control Devices) for recommended sign sizes and placement.
To confirm your specification requirements, consult State or Local Government Representative.

Movement Prohibition and Lane Control Signs and Plaques



R3-1



R3-2



R3-3



R3-4



R3-5



R3-5a



R3-6

OR



R3-7



R3-5bP



R3-5bP



R3-5dP



R3-5eP



R3-5fP



R3-5gP



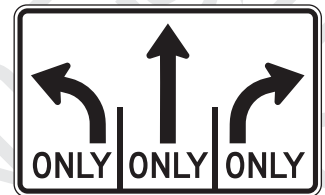
R3-8

OR



R3-8a

HOV 2+ R3-5bP



R3-8b



R3-18



R3-20L



R3-20R

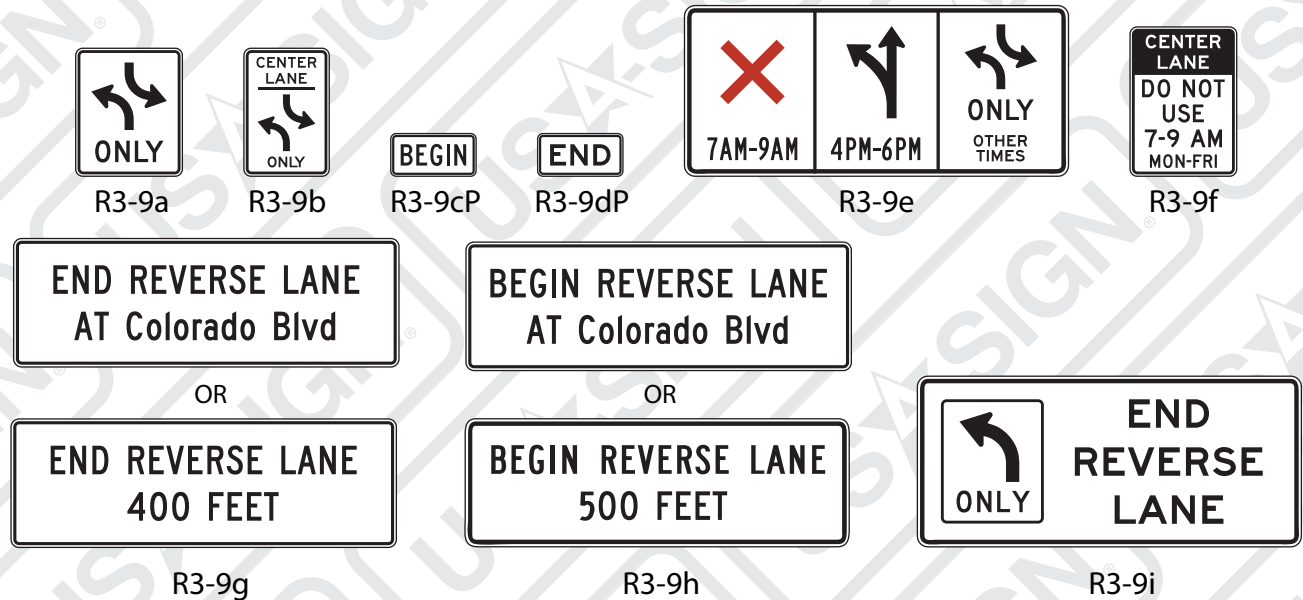


R3-27

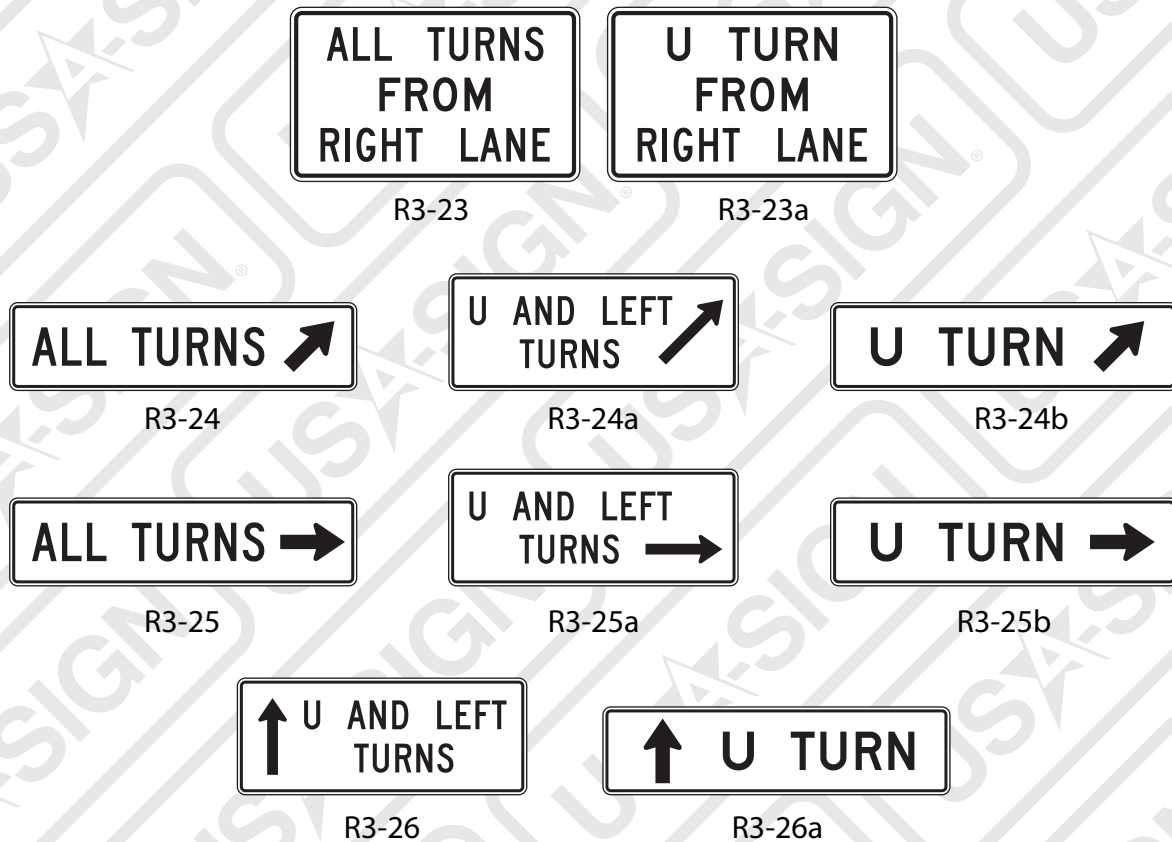


R3-33

Center and Reversible and Lane Control Signs and Plaques



Jughandle Regulatory Signs



Passing, Keep Right and Slow Traffic Signs



R4-1



R4-2



R4-3



R4-5



R4-7




R4-7a



R4-7b



R4-7c



R4-8



R4-8a



R4-8b



R4-8c



R4-9



R4-10



R4-12



R4-13



R4-14



R4-16



R4-17



R4-18

Selective Exclusion Signs



R5-1



R5-1a



R5-2



R5-3



R5-4



R5-5



R5-6



R5-7



R5-8



R5-10a



R5-10b



R5-10c



R5-11



R9-3



R9-13



R9-14

ONE WAY and Divided Highway Crossing Signs



R6-1



R6-2



R6-3



R6-3a



R6-6



R6-7

USA-SIGN® Roadway Safety Products™ Division • 1-800-USA-SIGN • www.usa-sign.com

This is a quick visual guide. Please reference the current MUTCD (Manual of Uniform Traffic Control Devices) for recommended sign sizes and placement.
To confirm your specification requirements, consult State or Local Government Representative.

Pedestrian Signs and Plaques



R9-1



R9-2



R9-3



R9-3a



R10-4



R10-4a



R9-3bP



R9-5



R10-1



R9-3a



R10-25



R10-32P



R10-2



R10-3



R10-3a



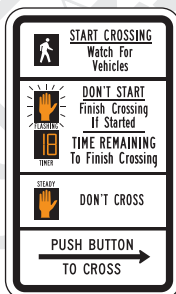
R10-3b



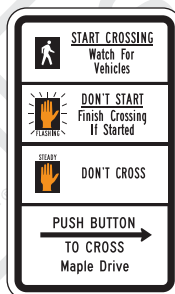
R10-3c



R10-3d



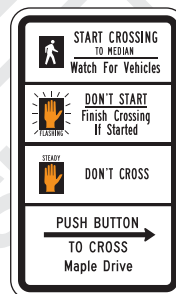
R10-3e



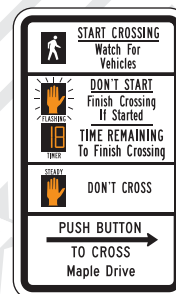
R10-3f



R10-3g



R10-3h



R10-3i

Traffic Signal Signs and Plaques




R10-5



R10-6



R10-6a



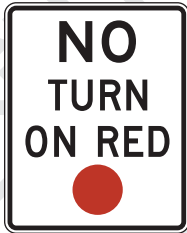
R10-7



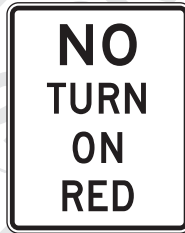
R10-8



R10-10




R10-11



R10-11a



R10-11b



R10-11c



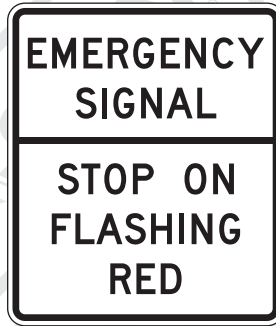
R10-11d



R10-12



R10-13




R10-14



R10-14a



R10-15*



R10-16



R10-17a



R10-20aP



*A fluorescent yellow-green background may be used instead of yellow for this sign.



R10-23



R10-27



R10-30



R10-31P

USA-SIGN® Roadway Safety Products™ Division • 1-800-USA-SIGN • www.usa-sign.com

This is a quick visual guide. Please reference the current MUTCD (Manual of Uniform Traffic Control Devices) for recommended sign sizes and placement. To confirm your specification requirements, consult State or Local Government Representative.

Ramp Metering Signs



R10-28



R10-29

Unsignalized Pedestrian Crosswalk Signs



R1-5



R1-5a



R1-5b



R1-5c



R1-6*



R1-6a




R1-9



R1-9a

**The legend STATE LAW is optional. A fluorescent yellow-green background may be used instead of yellow for this sign.*

Roundabout Signs and Plaques



R6-4



R6-4a



R6-4b



R6-5P

Road Closed and Weight Limit Signs



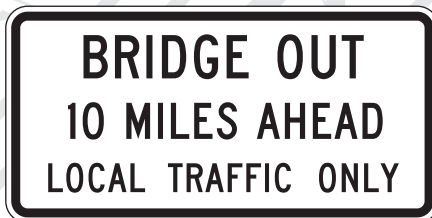
R11-1



R11-2



R11-3a



R11-3b




R11-4



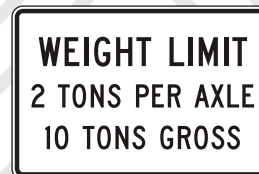
R12-1




R12-2



R12-3



R12-4



R12-5

Truck Signs



R13-1*



R14-1



R14-2



R14-3



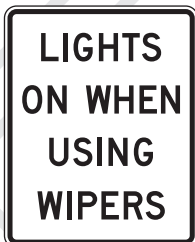
R14-4



R14-5

**The R13-1 sign may be black-on-white or white-on-black*

Headlight Use Signs



R16-5



R16-6



R16-7



R16-8



R16-9



R16-10



R16-11