

Horizontal Alignment Signs and Plaques



W1-1



W1-1a



W1-2



W1-2a



W1-3



W1-4



W1-5



W1-6



W1-8



W1-10



W1-10a



W1-10b



W1-10c



W1-10d



W1-10e



W1-11



W1-13



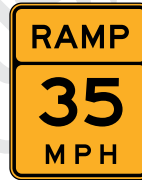
W1-15



W13-1P



W13-2



W13-3



W13-6



W13-7

Vertical Grade Signs and Plaques



W7-1



W7-1a



W7-2P



W7-2bP



W7-3P



W7-3aP



W7-3bP



W7-4



W7-4b



W7-4c



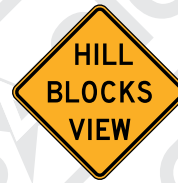
W7-4dP



W7-4eP



W7-4fP



W7-6

Reduced Speed Limit Ahead Signs



W3-5



W3-5a

Miscellaneous Warning Signs



W5-1



W5-2



W5-3



W6-1



W6-2



W12-1



W12-2



W2-2a



W14-1



W14-1a



W14-2



W14-2a



W19-1



W19-2



W19-3



W19-4



W19-5


Roadway and Weather Condition and Advance Traffic Control Signs and Plaques



W3-1



W3-2



W3-3



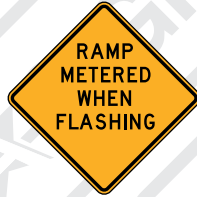
W3-4



W3-6



W3-7



W3-8



W8-1



W8-2



W8-3



W8-4



W8-5



W8-5P



W8-5aP



W8-5bP



W8-5cP



W8-7



W8-8



W8-9



W8-11



W8-12



W8-13



W8-14



W8-15



W8-16



W8-17



W8-18



W8-19



W8-15P



W8-16P



W8-17P



W8-21



W8-22



W8-23



W8-25



W17-1



W23-2

Merging and Passing Signs and Plaques



W4-1



W4-2



W4-3



W4-5



W4-5P



W4-6



W6-3



W9-1



W9-2



W9-7



W14-3

Intersection Warning Signs and Plaques



W1-7



W2-1



W2-2



W2-3



W2-4



W2-5



W2-6



W16-17P
(optional)



W16-12P
(optional)



W2-7L



W2-7R



W208



W4-4P



W4-4aP



W4-4bP



W25-1



W25-2

USA-SIGN® Roadway Safety Products™ Division • 1-800-USA-SIGN • www.usa-sign.com

This is a quick visual guide. Please reference the current MUTCD (Manual of Uniform Traffic Control Devices) for recommended sign sizes and placement. To confirm your specification requirements, consult State or Local Government Representative.

Vehicular Traffic Warning Signs and Plaques



W8-6



W11-1*



W11-5



W11-5a



W11-8



W11-10



W11-11



W11-12P



W11-5



W11-15*



W11-15P*
(optional)



W11-15a*

Non-Vehicular Warning Signs and Plaques



W11-2*



W11-3 (Deer)



W11-4 (Cow)



W11-6



W11-7



W11-9*



W11-16 (Bear)



W11-17 (Sheep)



W11-18 (Bighorn Sheep)



W11-19 (Donkey)



W11-20 (Elk)



W11-21 (Moose)



W11-22 (Wild Horse)



W15-1*

* A fluorescent yellow-green background color may be used for this sign or plaque.

USA-SIGN® Roadway Safety Products™ Division • 1-800-USA-SIGN • www.usa-sign.com

This is a quick visual guide. Please reference the current MUTCD (Manual of Uniform Traffic Control Devices) for recommended sign sizes and placement.
To confirm your specification requirements, consult State or Local Government Representative.

Supplemental Warning Plaques



W16-1P



W16-2P



W16-2aP



W16-3P



W16-3aP



W16-4P



W16-5P



W16-6P



W16-10P



W16-10aP



W16-8aP



W16-9P



W16-10P



W16-10aP



W16-13P



W16-15P




W16-18P


Note: The background color (yellow or fluorescent yellow-green) shall match the color of the warning sign it supplements.

Object Markers

Type 1 Object Markers (obstructions within the roadway)



OM1-1



OM1-2



OM1-3

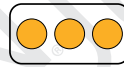
Type 2 Object Markers (obstructions adjacent to the roadway)



OM2-1V



OM2-2V



OM2-1H



OM2-2H

Type 3 Object Markers (obstructions adjacent to or within the roadway)



OM3-L




OM3-C




OM3-R


Type 4 Object Markers (end of roadway)



OM4-1



OM4-2



OM4-3